



Case inspection and verification of unbroken elements






Optics inspection opening the protective cover





Toroidal mirror 2

Slicer mirrors




Focal plane imaging relay mirrors

Toroidal mirror 1

Entrance aperture baffle

Pupil aperture

Folder entrance mirror





Intermediate pupil baffle

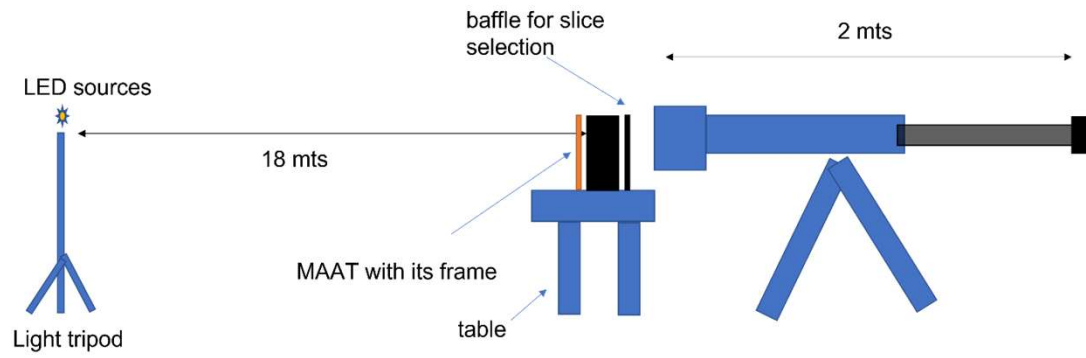
Slit mirrors

Slit baffle

Mock installing in the test bench








Pupil stack instrument

Test for pupil slit stack.
Setup where the aperture source (LED at 18mts) is placed



Installing MAAT in the cassette

